

TRIPARTITE COLORECTAL MEETING 2020



9-12 NOVEMBER, AUCKLAND, NEW ZEALAND

Looking Forward, Looking After | Mā Muri Ki Mua

Video Presentation

If you are submitting an abstract for a video presentation, please review the below guidelines for sending your video.

Please provide a URL linking to a video that is no less than 3 minutes and no more than 4 minutes.

Video submissions require audio narration/voiceover. If a video is accepted, it will be screened in the Ongoing Video Room, where delegates can watch/listen.

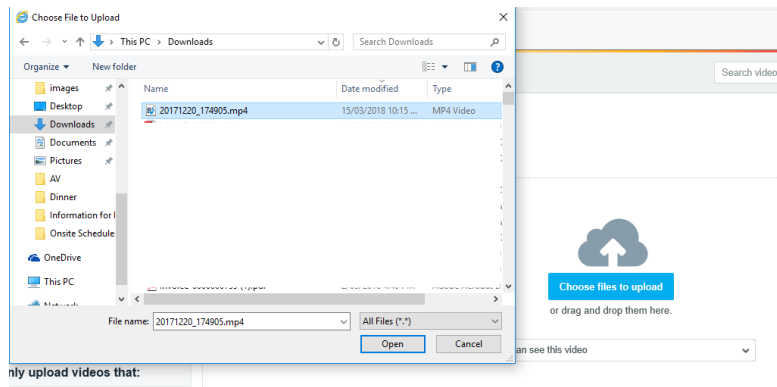
A written abstract is required as well.

Submit your URL for the video during the abstract submission process. If you require a platform to host your video, we recommend Vimeo.com. Please use the following instructions to obtain a URL for your video.

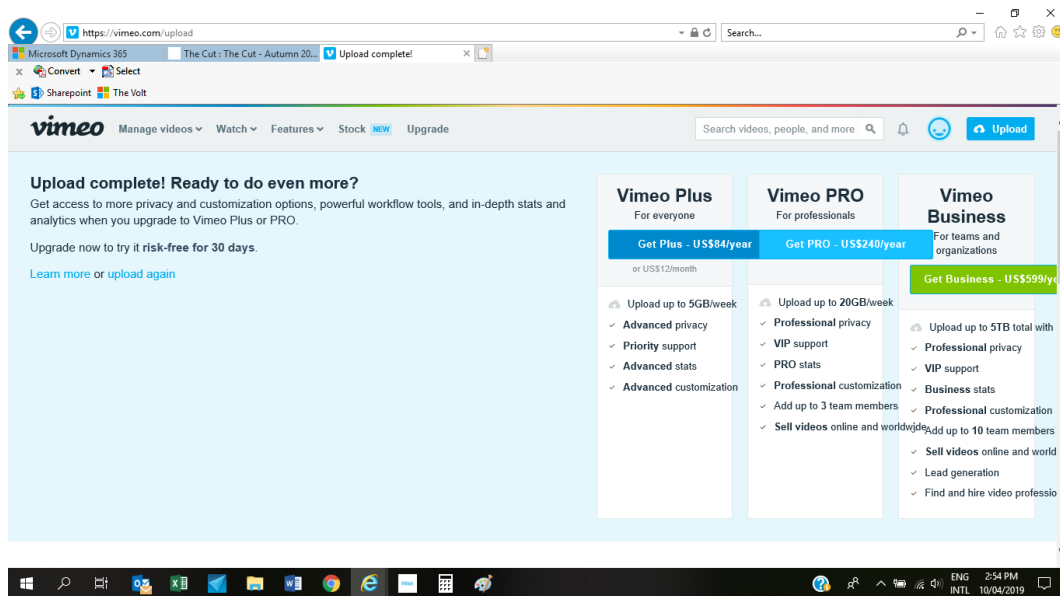
1. Go to <https://vimeo.com>
2. Select 'Join'. This will give you access to a free account, **Note: The free account provides a weekly limit of 500MB per week which should be sufficient for a 3-4 minute video shot in Standard definition.**
3. Join Vimeo by submitting the requested details

A screenshot of the Vimeo 'Join Vimeo' registration form. The form is titled 'Join Vimeo' and contains the following fields: 'First and last name', 'Email address', and 'Password'. Below these fields are three buttons: 'Join with email' (green), 'Join with Facebook' (blue with Facebook icon), and 'Join with Google' (blue with Google icon). At the bottom, there is a link for 'Already have an account? Log in' and a small disclaimer: 'By joining Vimeo, you agree to our Terms of Service and Privacy Policy'.

4. Drag and drop your video into the upload window or select to browse for your file



5. Once the video has uploaded, you will be provided with options to upgrade your account if you choose to do so.



6. Scroll down and complete the details for your video and change the privacy settings so that 'Only people with a password can see this video'.

Privacy

Only people with a password can see this video

Password

Password

Language

Select

Enable video review page

Tags (Separated by commas, please!)

Anyone can see this video

Only I can see this video

Only people with a password can see this video

Only people with a password can see this video

Only people I choose can see this video

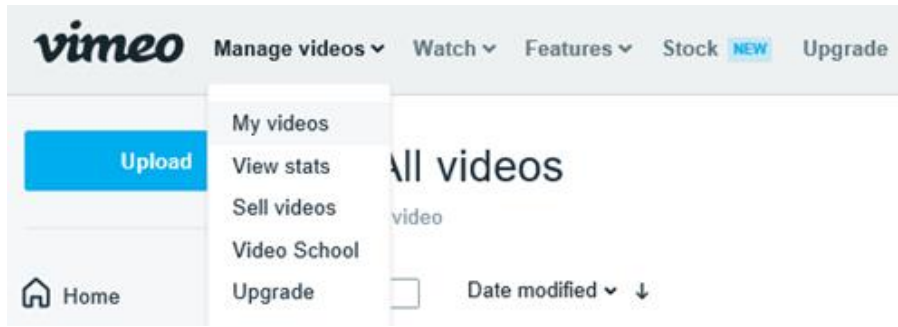
Hide this video from Vimeo [Upgrade now](#)

Only people with the private link [Upgrade now](#)

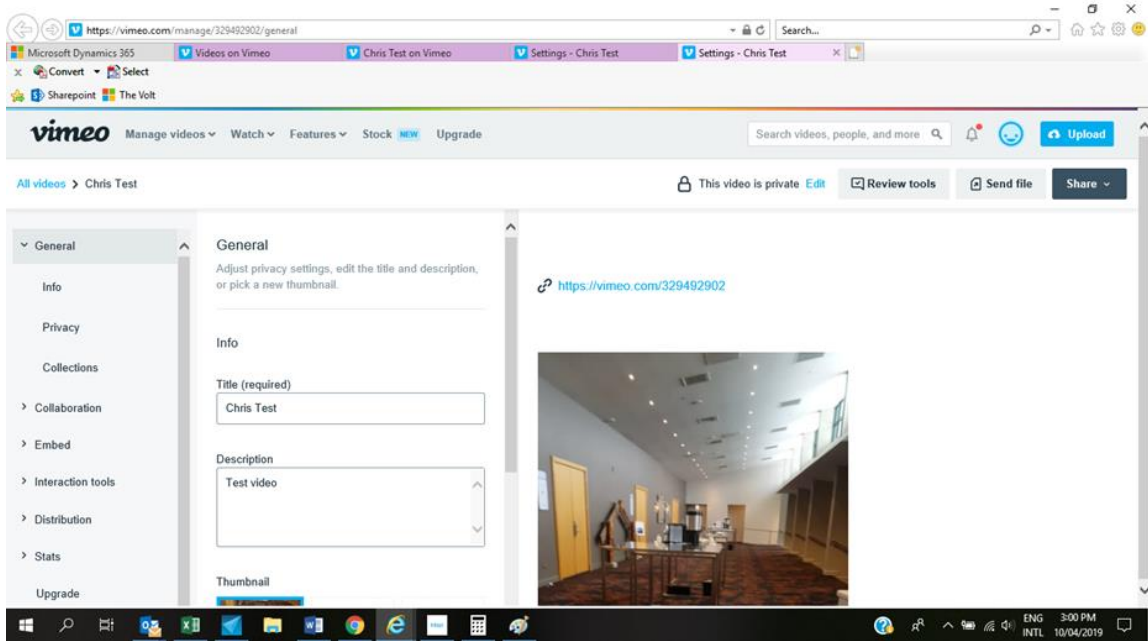
7. Set the password as **Tripartite2020**.

8. Select 'Save' once you have completed all the information.

9. To obtain the URL link for your video, select 'Manage Videos' and the 'My videos' option from the menu bar:



10. Select your video and copy the link from the following screen:



11. Paste this link into the abstract submission form.

12. To test this works you can paste this link into a new window of your browser. You should be prompted for a password and this should be set to **Tripartite2020**.